


TSUNAMI TRIVIA

(soo-nam-ee)

Circle the correct answer(s):

A Tsunami is caused by:


①



②



③



④



Circle the official tsunami warning sign.

①



②



③




④



Circle the picture which travels about the same speed as a tsunami.

①



②



③



④



Circle the states that can experience a tsunami.

①



②



③



④



⑤



Test your detective skills.

Circle the words listed below in the word search puzzle.

- | | |
|------------|------------|
| Beach | Run uphill |
| Earthquake | Safe area |
| Fast | Sand |
| Geology | Tsunami |
| Giant wave | Warning |
| Ocean | Water |

H	A	V	E	E	F	G	R
T	S	U	N	A	M	I	U
W	A	T	E	R	U	A	N
A	G	N	A	T	T	N	U
R	E	T	S	H	H	T	P
N	O	E	A	Q	S	W	H
I	L	B	F	U	A	A	I
N	O	N	E	A	N	V	L
G	G	E	A	K	D	E	L
A	Y	C	R	E	H	T	O
D	A	<u>B</u>	<u>E</u>	<u>A</u>	<u>C</u>	<u>H</u>	Y
B	Y	F	A	S	T	O	E

List the 25 unused letters to decode the message
